


Now Instructions on how to scan a QR code and get the ride on your APP.

Step.1 Open QR code reader on your phone/ Scan QR code.

Step2. It will show up on your screen saying tap here

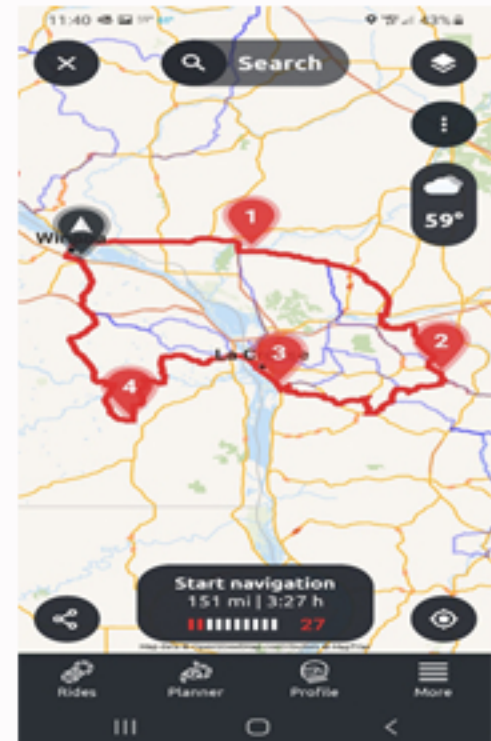


Step. 4 You want to open it in the APP


Step. 6 Press Anywhere on the map



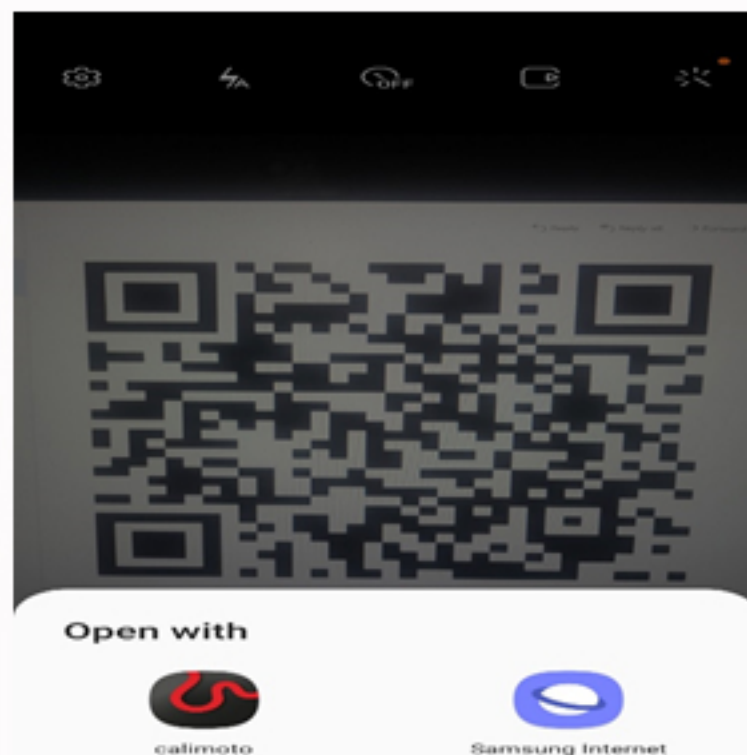
Step. 7 Click Start Navigation.



Step.3 It will then ask you to open in the app Calimoto or on Internet.



Step.5 It will then ask you if you want to open Just Once or Always with the APP. I always press Just Once



Step.8 It will then ask you the start in between or Via Start. All the start points are set to THE PLAZA Hotel. Click whichever one you want, it will bring you to the first way point or close to the start point and then it will start the route.

